

Welcome to  
Primary 1B



# Morning routine

- We hang up our coats and bags, change into our indoor shoes and bring our water bottles into the classroom.
- Please make sure all belongings are named (please also remove old name labels). If your child does not have indoor shoes yet, please send a pair into school as soon as you can. Thank you

We self-register by moving our name stone into the basket to let Mrs Bonar know we are here.

We check the visual timetable to see what we are doing today.



# Morning break

- We eat our snacks and enjoy seeing our BFG's at morning break. The BFG's are now on a rota so your child will see their BFG on one of the morning breaks each week.
- Please provide a nut free snack.




The image features a solid orange background. In the center is a large white circle. Inside this circle, the words "Lunch Time" are written in a black, sans-serif font. To the left of the white circle, there is a dashed yellow arc. At the bottom right edge of the white circle, there is a small, solid blue circle.

Lunch Time



# •How we Learn

- Each day children learn indoors and outdoors in a variety of ways:
    - Adult led Learning
    - Adult initiated learning
    - Child led learning – Learning through Play
- 



# Adult led Learning –

– Mrs Bonar working with the whole class.



# Adult led Learning —



Indoor P.E on a Wednesday.







# Adult led Learning—

Mrs Bonar working with groups.

- 
- A large orange circle is positioned on the left side of the slide, partially cut off by the edge.
- **Adult initiated learning** – Set up in the environment linked to what we have been learning in Literacy and Numeracy.
  - STEAM challenges– Science, Technologies, Engineering, Art and Maths.
  - Finger gym challenges to develop our fine motor control.
- 
- A yellow dashed line is located in the bottom right corner of the slide, consisting of several short, curved segments.





Learning to read  
and write

- 
- We develop an interest in reading, storytelling and books.
  - We develop reading skills, not just being able to read the words on the page but skills such as predicting, sharing likes/dislikes about a book, answering and asking questions, commenting on similar experiences, sequencing and retelling.
- 

After the October Holidays children will bring home a reading book. We use phonetic based books linked to literacy sounds taught. You will get a new reading book each week which they will bring home on a Tuesday until a Friday.

At this time, we will also send home an 'Early Reading Skills Booklet' which has lots of ideas to help you work with your child to develop their reading at home.



- 
- A large, solid orange circle is positioned on the left side of the slide, partially cut off by the edge.
- We use the Edinburgh Literacy Rich programme which follows a word building order, not alphabetical order.
  - Introduce new sounds on a Monday and learn to form the letter in cursive style.
  - We do a variety of activities to encourage children to engage with and learn the letter sounds.
- 
- A series of four yellow, thick, curved dashed lines are arranged in a diagonal pattern in the bottom right corner of the slide.


- We begin by word building words on magnetic boards before moving onto writing words– You can make letter flashcards to do the same at home.
- Each week we will practise reading and word building/writing words and sentences that have the sounds in we have learnt so far.




- We use 'Drawing Club' to develop our black pen drawings by adding in detail and writing passcodes to encourage mark making and independent writing.











Opportunities for  
writing/mark  
making in all areas.



Activities to  
develop our fine  
motor skills.

- 
- Numeracy
  - SEAL (Stages of Early Arithmetical Learning)
    - **Counting** – oral counting, counting collections
    - **Numerals** – recognition, sequencing and pattern
    - **Addition** – using ‘counting on’ and partitioning
    - **Number Structure** - Dice, pairs and finger patterns
- 

- 
- A large, solid orange circle is positioned on the left side of the slide, partially cut off by the edge.
- Maths – Over the year we will learn about:
  - - Time
  - - Shape
  - - Pattern
  - - Fractions
  - - Data and Analysis
  - - Money
  - - Measurement
  - - Transformation- position and movement
  - - Estimation and Rounding
- 
- A yellow dashed line is located in the bottom right corner of the slide, consisting of several short, curved segments.



# Homework



P1 homework will begin on Tuesday 16<sup>th</sup> September.

Each Monday a new homework will be posted on our TEAMS page. We will be sending your child's password and instructions to log on next week. Please let us know if you are not able to get on.

We will begin with Literacy homework and will introduce Reading and Numeracy homework after the October holiday.

Primary 1 homework gives you some suggested activities to further practise what we have been learning in class. There is no expectation to hand anything in.

# Child led learning: Learning through play

## Through play, children can

- Work in partnership with others
  - Express themselves
  - Build their independence
  - Make sense of their experiences
  - Manipulate materials
  - Test out new knowledge
  - Make choices and decisions
  - Solve problems
  - Develop new skills
- ... and lots more.

## HOW CHILDREN DEVELOP SKILLS THROUGH PLAY





# Learning through play - Indoors



# Learning through play - Outdoors



Hopefully you can see from  
the photos that all your  
children have made a fantastic  
start to Primary 1.

